



CSI, KND, BMHECs

KITTEL ARTS COLLEGE, DHARWAD


2.6.2 Attainment of program outcomes, program specific outcomes and course outcomes are evaluated by the institution

Measuring attainment of POs, PSOs and Cos and the level of attainment of POs, PSOs and COs

Course outcomes identify the unique knowledge and skills expected to be gained from a given course. Programme outcomes are one step broader statements that describe what students are expected to know and be able to do upon the completion of a specific program. These relate to the skills, knowledge and behaviour that students acquire. Programme specific outcomes are what the students of a specific programme should be able to do at the time of studying in the programme. Programme outcomes and programme specific outcomes are attained through the attainment of course outcomes.

Measurement of attainment of POs, PSOs and COs is done through formative and summative methods. Continuous and comprehensive evaluation is done regularly to know the attainment. Class tests are scheduled by the teachers and after the valuation the analysis is done after which the strategy for improvement is made. Group discussions and seminars are organized and each student is made to participate compulsorily in these. Through the seminars and group discussions, the thinking process of the students is also assessed and the skills and knowledge are tested. Home assignments and classroom assignments are given to the students in all subjects. It helps to measure the attainment programme specific outcomes. Some activities like quiz competition are also held which makes the institution know about the knowledge and information of the students. Via Co-curricular activities also behavioural outcome of the students are assessed. Semester exams for the courses having semester pattern are conducted.

Analysis of students' performance in internal tests under Non CBCS, CBCS and NEP is done. Maximum 10 marks are allotted on internal examination and 10 marks for assignment under CBCS and Non CBCS, Maximum 20 marks are allotted on internal examination and 10 marks for assignment, 10 marks for seminar of the students under NEP which is added to their result. Analysis of terminal exam results is also done. After the analysis, strategy for improvement is made and implemented. All the assessments are analyzed regularly. The analysis of students' performance in semester examination is done to know the levels of attainment of POs, PSOs and COs. Each department analyses the result of the students in their subject. The analysis for each department is also done for the same.

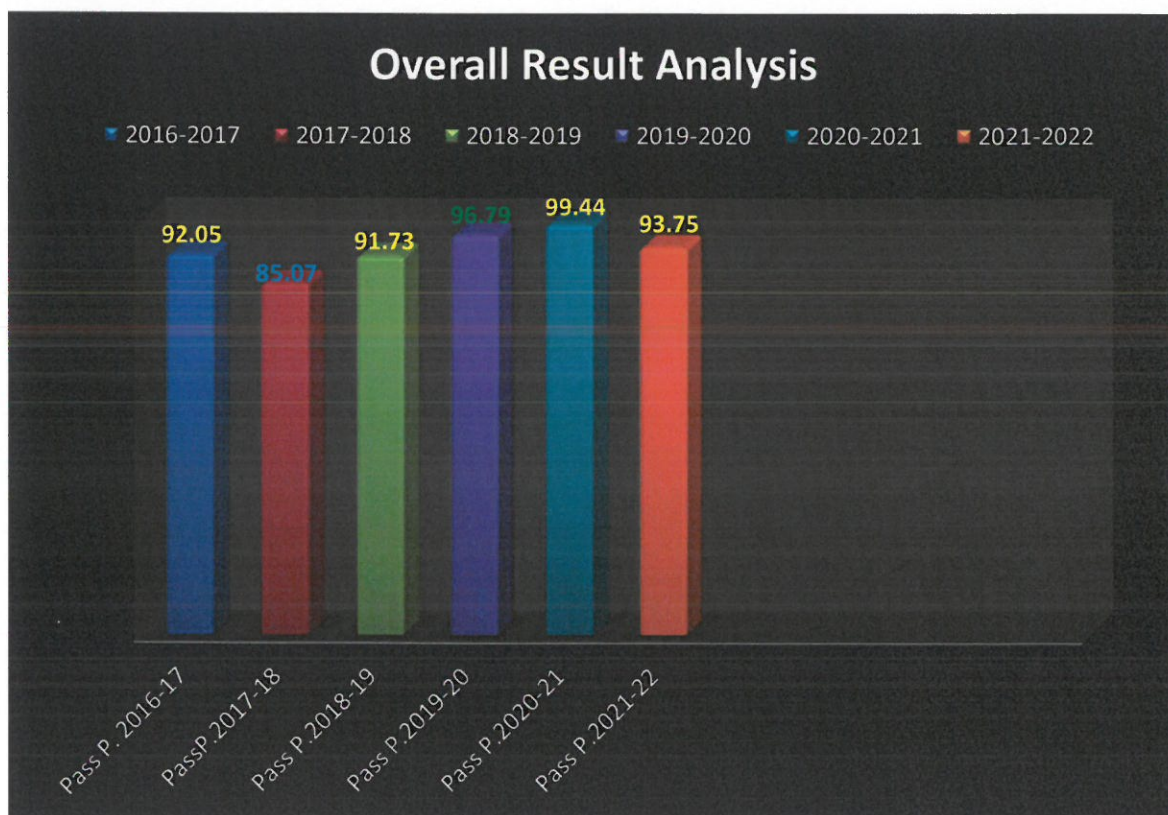


Following are the methods of measuring the level of POs, PSOc Cos attainment.

Result Analysis Year wise

The following is the statement showing that the number of students appeared and passed out at final semester (Six) examinations held between the periods from 2016 -2017 up to 2021-2022.

Year	Name of the course	Semester	Total No of Students Appeared	Total No of Students Passed	Percentage (%)
2018-2019	B.A	VI	121	111	91.73
2019-2020	B.A	VI	156	151	96.79
2020-2021	B.A	VI	181	180	99.44
2021-2022	B.A	VI	224	210	93.75
2022-2023	B.A	VI	212	212	100.00



2016-17: Passing percentage of the students.

Year	Programme Name	Programme Code	Number of students appeared in the final year examination	Number of students passed in final semester/year examination	Pass Percentage
2016-2017	B.A		151	139	92.05

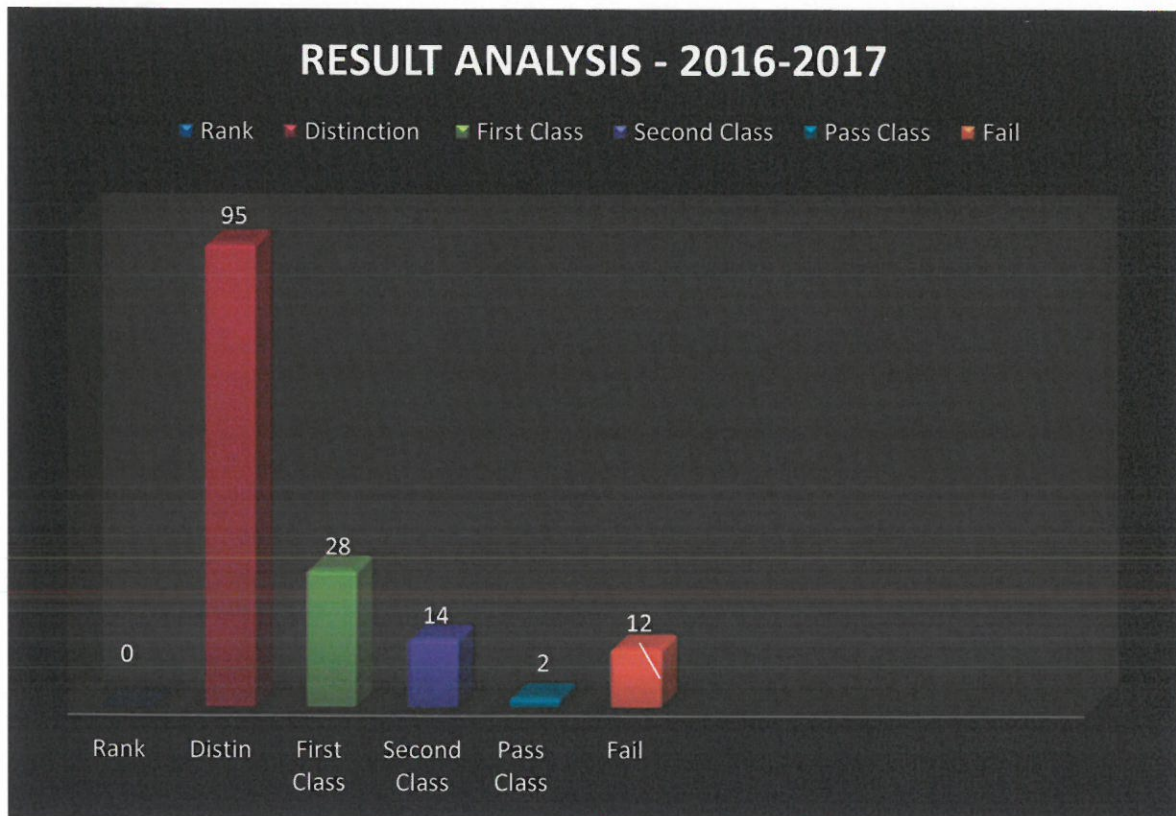
Semester : VI

Academic Year : 2016-2017

Total Appeared : 151

Pass : 139

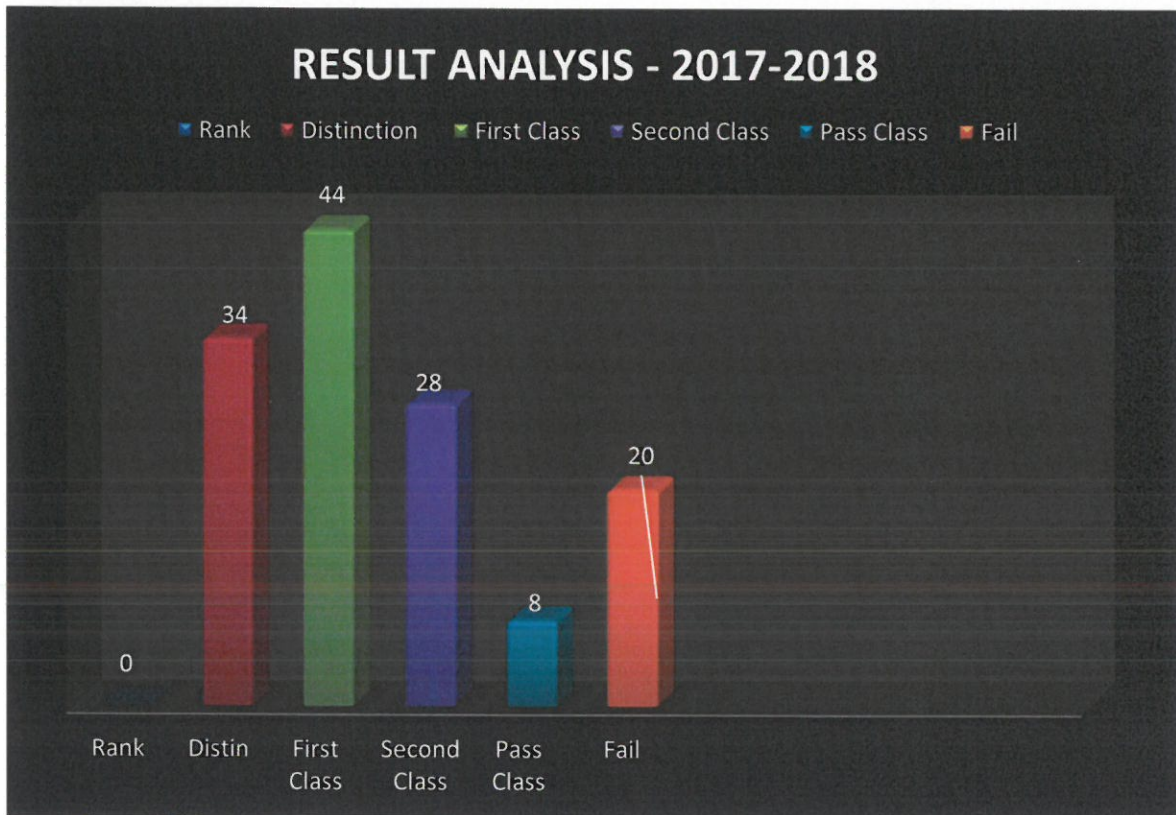
Total Percentage: 92.05%



2017-18: Passing percentage of the students.

Year	Programme Name	Programme Code	Number of students appeared in the final year examination	Number of students passed in final semester/year examination	Pass Percentage
2017-2018	B.A		134	114	85.07

Semester : VI
Academic Year : 2017-2018
Total Appeared : 134
Pass : 114
Total Percentage: 85.07%



2018-2019: Passing percentage of the students:

Programme Name	Programme Code	Programme Specialization	Number of students appeared in the final year examination	Number of students passed in final semester/year examination	Pass Percentage
B.A	01	Arts	121	111	91.73


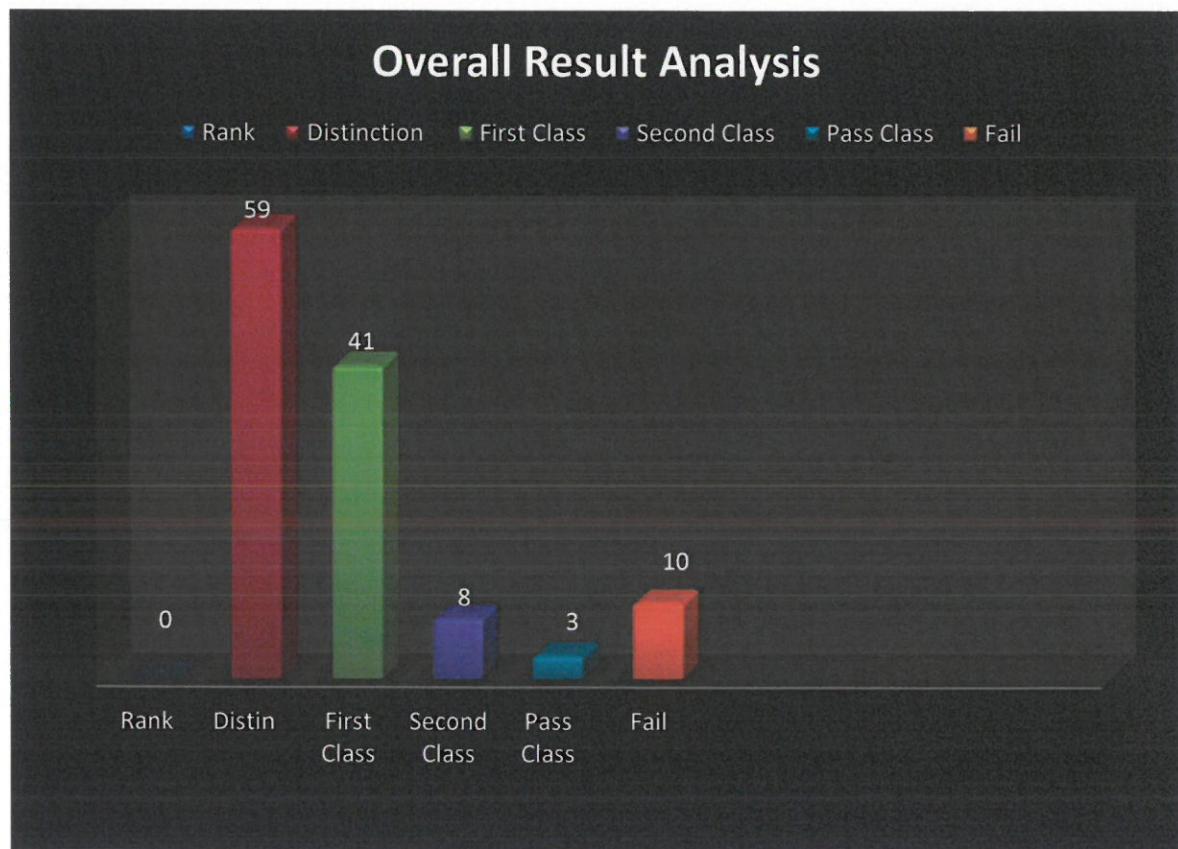
Semester : VI

Academic Year : 2018-2019

Total Appeared: 121

Pass : 111

Total Percentage: 91.73%



2019-2020: Passing percentage of the students

Programme Name	Programme Code	Programme Specialization	Number of students appeared in the final year examination	Number of students passed in final semester/year examination	Pass Percentage
B.A	01	Arts	156	151	96.79

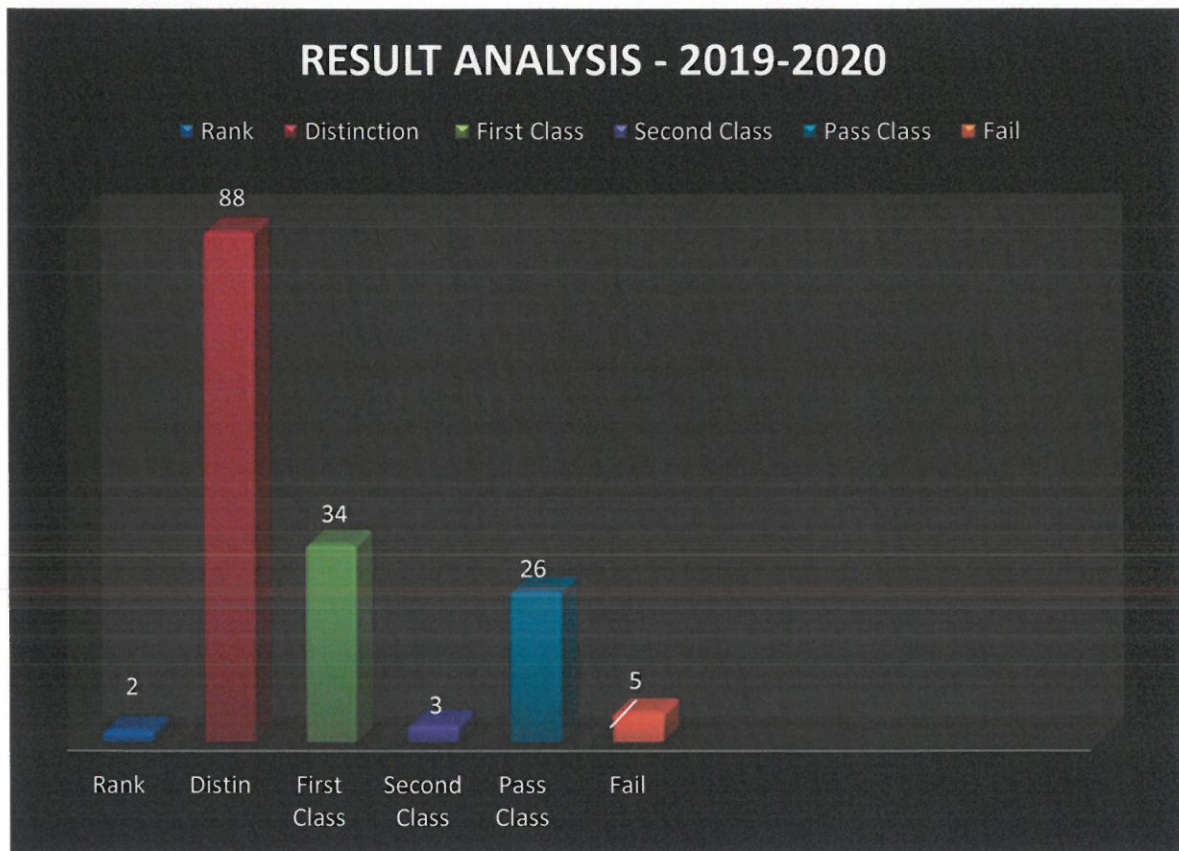
Semester : VI

Academic Year : 2019-2020

Total Appeared : 156

Pass: 151

Total Percentage: 96.79%



2020-2021: Passing percentage of the students:

Programme Name	Programme Code	Programme Specialization	Number of students appeared in the final year examination	Number of students passed in final semester/year examination	Pass Percentage
B.A	01	Arts	181	180	98.89

Semester : VI

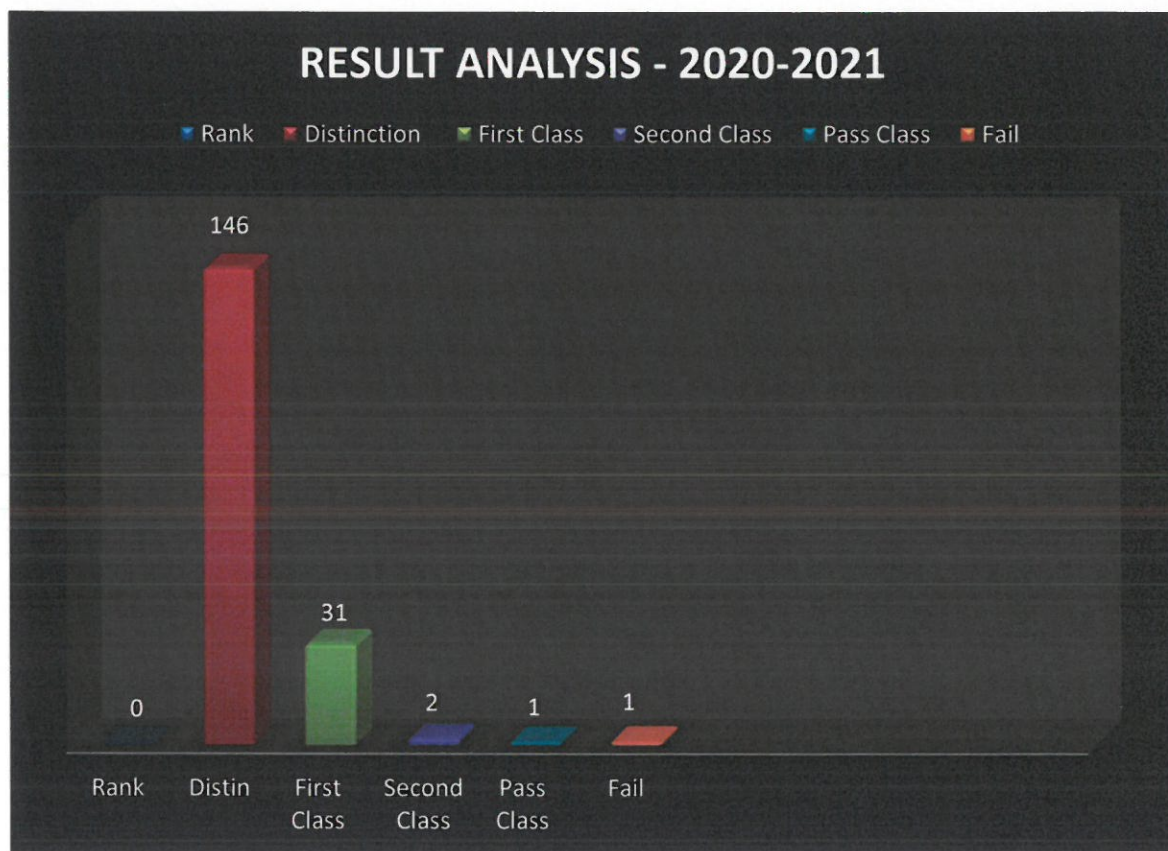
Academic Year : 2020-2021

Total Students : 181

Total Appeared : 181

Pass : 180

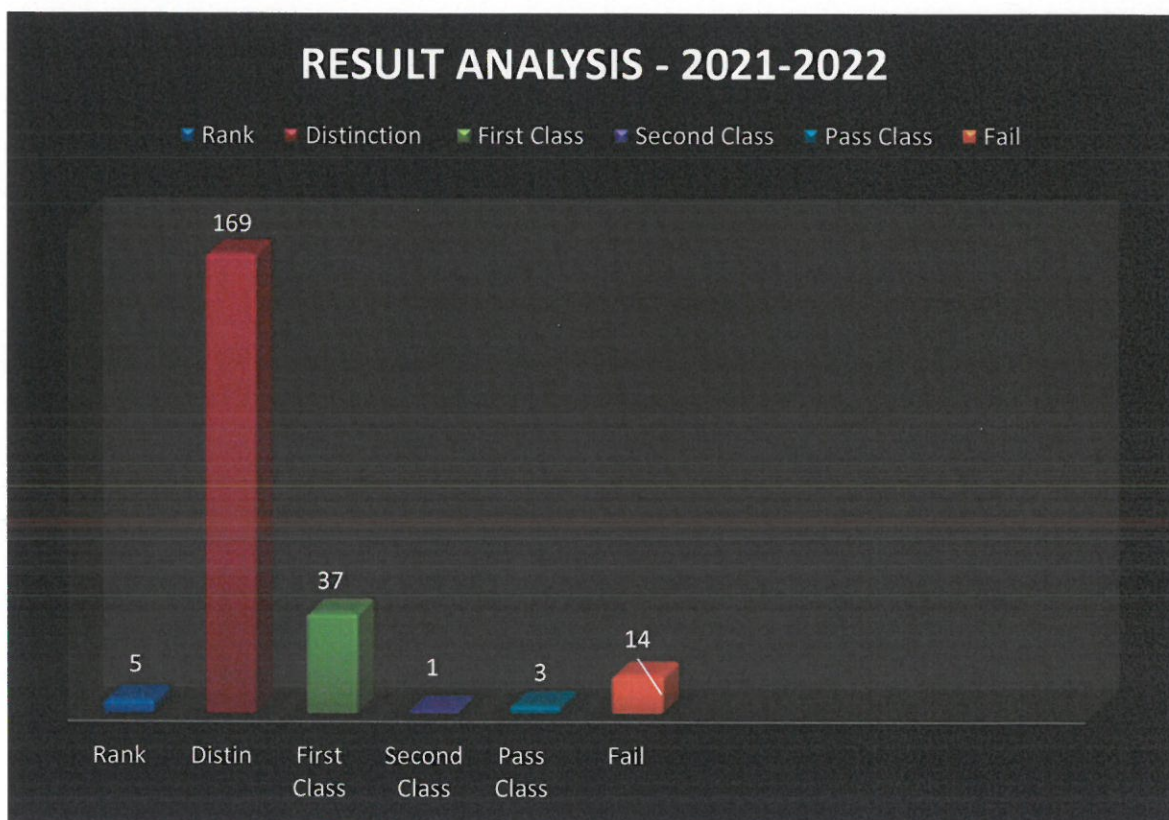
Total Percentage: 98.89%



2021-2022: Pass percentage of students:

Programme Name	Programme Code	Programme Specialization	Number of students appeared in the final year examination	Number of students passed in final semester/year examination	Pass Percentage
B.A	01	Arts	181	180	99.44

Semester : VI
Academic Year : 2021-2022
Total Students : 224
Total Appeared : 224
Pass : 210
Total Percentage: 93.75%



2022-2023: Pass percentage of students:

Programme Name	Programme Code	Programme Specialization	Number of students appeared in the final year examination	Number of students passed in final semester/year examination	Pass Percentage
B.A	01	Arts	212	212	100.00

Semester : VI

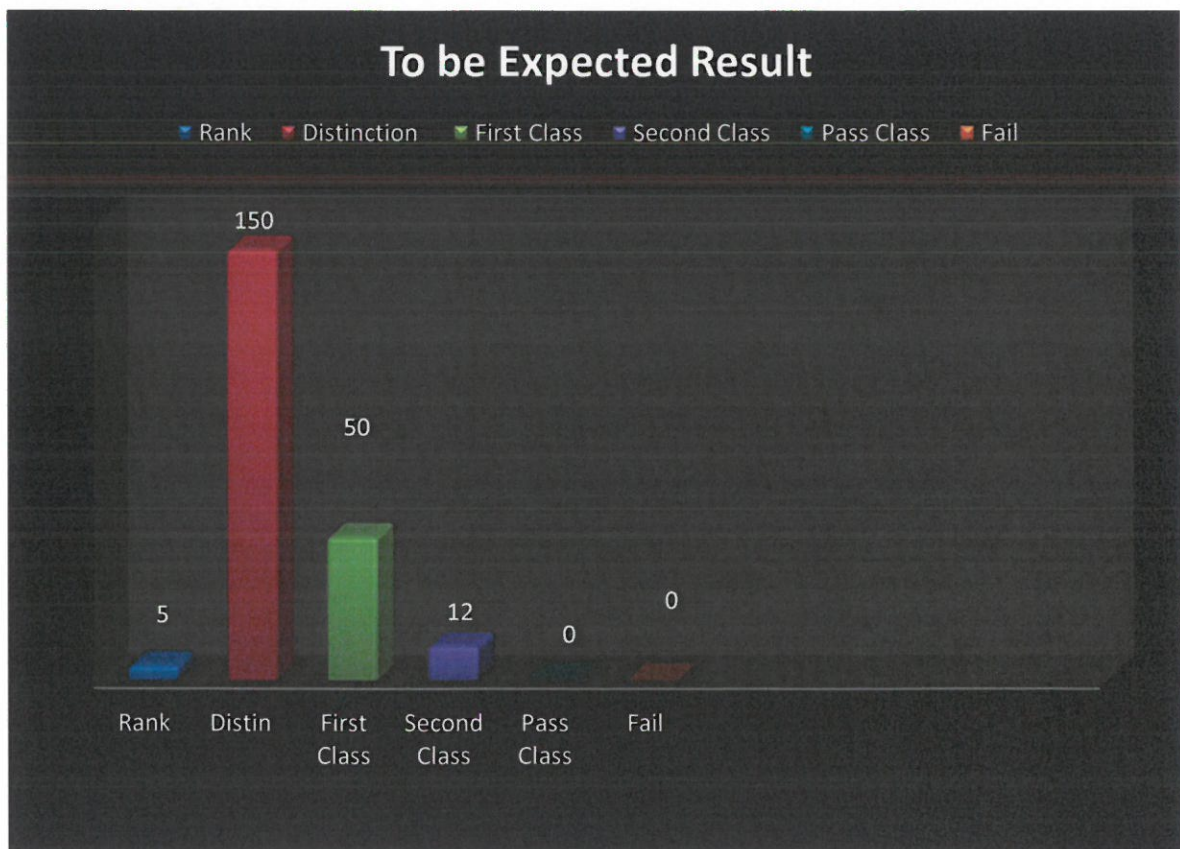
Academic Year : 2022-2023

Total Students : 212

Total Appeared : 212

Pass : 212

Total Percentage: 100%




Subject wise result analysis in Internal Tests

Year	Name of the course	Semester	Subject	Percentage (%)
2017-2018	B.A	I	Education	89.00
		III		91.67
		V		98.54
		II		90.34
		IV		94.60
		VI		97.22
2018-2019	B.A	I	Education	98.32
		III		95.34
		V		96.22
		II		90.00
		IV		89.20
		VI		94.60
2019-2020	B. A	I	Education	97.22
		III		98.32
		V		95.34
		II		88.62
		IV		90.48
		VI		90.00
2020-2021	B. A	I	Education	90.00
		III		89.00
		V		94.44
		II		89.00
		IV		90.44
		VI		96.44
2021-2022	B. A	I	Education	92.90
		III		96.46
		V		97.22
		II		98.32
		IV		96.44
		VI		98.00
2022-2023	B. A	I	Education	95.60
		III		96.46
		V		97.22
		II		98.32
		IV		96.44
		VI		98.00


Coordinator of IQAC
IQAC
 Co-Ordinator
 Kittel Arts College, Dharwad.




Principal
PRINCIPAL
 Kittel Arts College,
 DHARWAD-580001